

VISIT YOSEMITE MADERA COUNTY



WELCOMING COMMITTEE

ACTIVITY BOOK

VISIT YOSEMITE MADERA COUNTY

TABLE OF CONTENTS!

Our Welcoming Committee (who have been known to act like animals!) invites you to enjoy this fun Children's Activity Book that shows you the Fossils to Falls Road Trip through Madera County and Yosemite.

TIP: Use of heavier paper will provide more durable results, particularly for the animal cutouts and animal masks.

3 ANIMAL CUTOUTS & TRADING CARDS

Cut out the animals and their accessories for some home-time fun. Use the Trading Cards to learn more about the animals.

12 CREATE YOUR OWN SCENE

Use the Welcoming Committee Coloring Pages to play with the Welcoming Committee in their natural habitat!

15 MOVEABLE PUPPETS

Cut out and use 'brads' to make moveable animals.

24 WELCOMING COMMITTEE CROSSWORD PUZZLE

See if you can fill in the names for each of the Welcoming Committee animals.

25 WELCOMING COMMITTEE FUN QUIZ

How much have you learned from the Storybook?

26 WELCOMING COMMITTEE WORD SEARCH

What words can you find in the jumble?

27 ANIMAL FACE MASKS

Cut out the masks, put them on popsicle sticks or add string and have fun!

TIP: You can be a different animal every time you video chat with friends and family.

The full Storybook, Coloring Pages, and Activity Book can be found at YosemiteThisYear.com/Welcoming-Committee






LATIN NAME:

Smilodon

This saber-toothed cat roamed Madera County and the Central Valley along with Mammoths, Sloths, Dire Wolves, Camels and Horses during the Middle-Pleistocene era (780,000 years ago).

FOSSIL DISCOVERY CENTER:

Enjoy a unique and exciting experience! With over 15,000 fossils found in the Fairmead Landfill, this is one of the largest collections from the Middle-Pleistocene era. Junior Paleontologists can even experience their own mock dig.




LATIN NAME:

Apis mellifera

Honey bees are social, smart, and very hard working. Besides producing delicious honey, they are largely responsible for the pollination of many of the key crops in Madera County.

MADERA WINE TRAIL:

Madera County is 11th in the world for agriculture production by volume, with Almonds being the top seller. Madera County is also known for being one of the oldest grape growing regions in America. Visit the family-owned wineries along the Madera Wine Trail.




LATIN NAME:

Aphonopelma eutylenum

The California Ebony Tarantula is the largest and hairiest member of the spider family to be found in the Sierra Nevada Foothills. While fearsome in appearance, these largely nocturnal creatures are fairly docile and rarely seen until the fall mating season when the males venture forth to seek a mate.

COARSEGOLD:

The Coarsegold Historic Village is home to a unique community of shops, coffee house, restaurant and peddlers. The Village is also home to many events including the Memorial Day & Labor Day Weekends Peddlers Fairs and in October, the "world famous" Tarantula Festival.




LATIN NAME:

Ursus americanus

Black bears can call much of the Sierra Nevada their home. They are omnivores (they eat just about anything) and come in a variety of colors, from black, to cinnamon and even blonde!

OAKHURST:

Oakhurst, being the largest gateway community to Yosemite, has a wide array of lodging and dining options. Oakhurst is home to the World Famous Talking Bear as well as museums & art galleries, thrift & gift shops, brewery, winery, distillery, outdoor adventures and more.



LATIN NAME:

Vulpes vulpes necator

The Sierra Nevada Red Fox is a subspecies of Red Fox and possibly one of the most endangered mammals in North America. A most rare, elusive, and hardy creature, native to the Sierra Nevada of California, with genetic roots reaching back to the last Ice Age.

OAKHURST:

Oakhurst is alive with art and entertainment year round, but ARTober is its signature month to celebrate the arts. The town of Oakhurst hosts an annual series of events from fine art exhibits to live performances beginning with its signature event the Sierra Art Trails Open Studio Tour.



LATIN NAME:

*Haliaeetus
leucocephalus*

It was in 1998 that the first Bald Eagle was spotted at Bass Lake. Currently two nesting pairs, one on each side of the lake, call Bass Lake their home.

BASS LAKE:

Bass Lake is known for fishing, water-sports, hiking, mountain biking, shopping, and excellent lakeside dining. Lodging options include camping, cabins, vacation rentals, and full service resorts and marinas.



LATIN NAME:

Procyon lotor

The Raccoon is a medium-sized mammal that can be found throughout the United States and is known for its intelligence, craftiness and surprising cleanliness. They can usually be found around trash cans.

YOSEMITE MOUNTAIN SUGAR PINE RAILROAD:

Travel back in time aboard an historic steam train on a 4-mile railroad excursion which is fun for the whole family. The historic railroad offers train rides, gold panning, Thornberry Museum, Railroad Café, and a fun gifts & collectibles store. Open April through October.



LATIN NAME:

Bubo virginianus

The Great Horned Owl, also known as the hoot owl, is an excellent hunter and is thought to be the spiritual guardian of the Mariposa Grove.

MARIPOSA GROVE OF GIANT SEQUOIAS:

Mariposa Grove is the largest grove in Yosemite and is home to over 500 mature Giant Sequoias. Take the free shuttle from the Mariposa Grove Welcome Plaza into the Mariposa Grove where there are a variety of trails from easy to strenuous within the grove.



LATIN NAME:

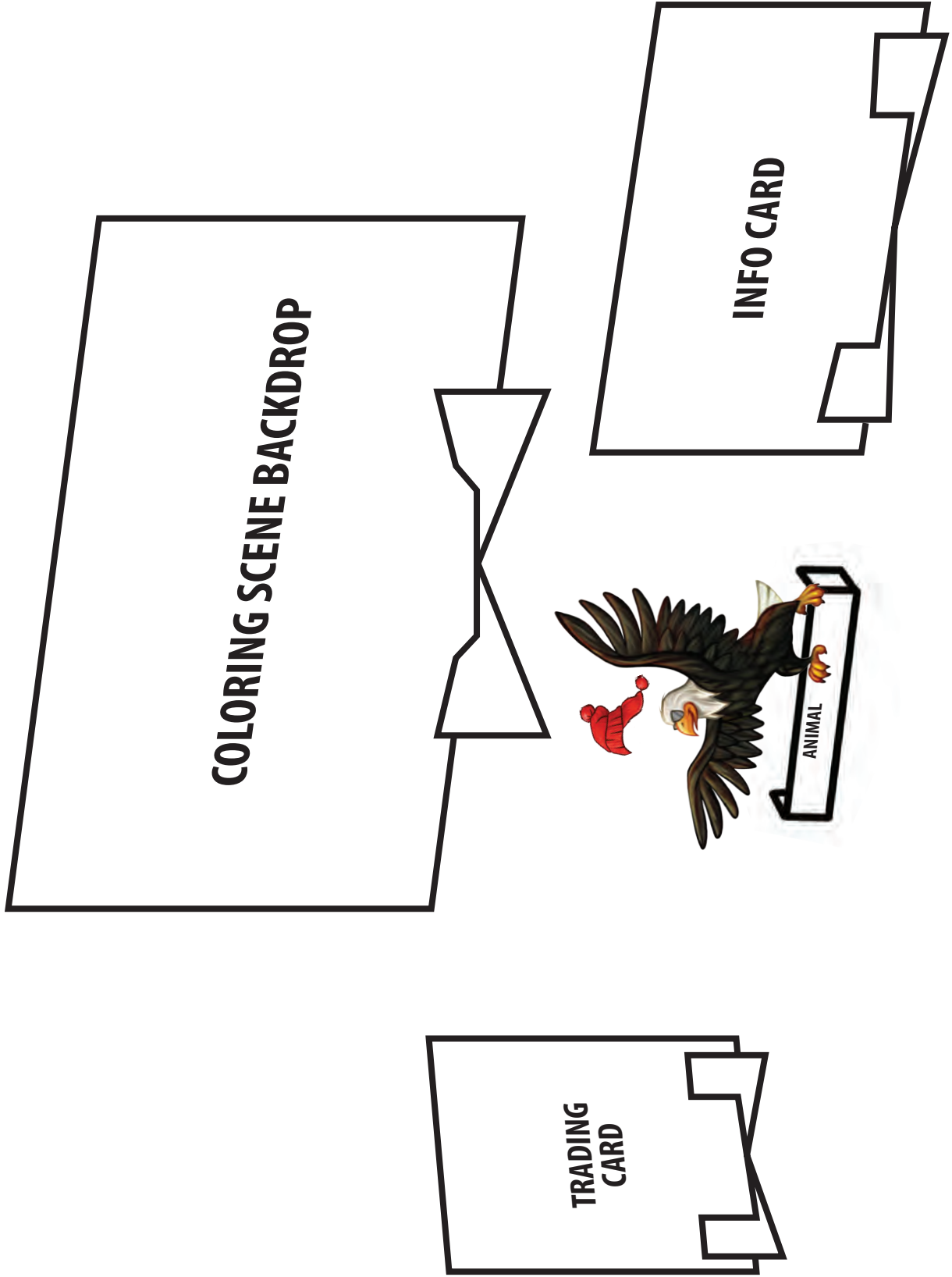
Sciurus griseus

One of the most common critters in the lower elevations of the Sierra Nevada is the Squirrel. They can be seen gathering nuts, chattering, and leaping from tree to tree.

TUNNEL VIEW:

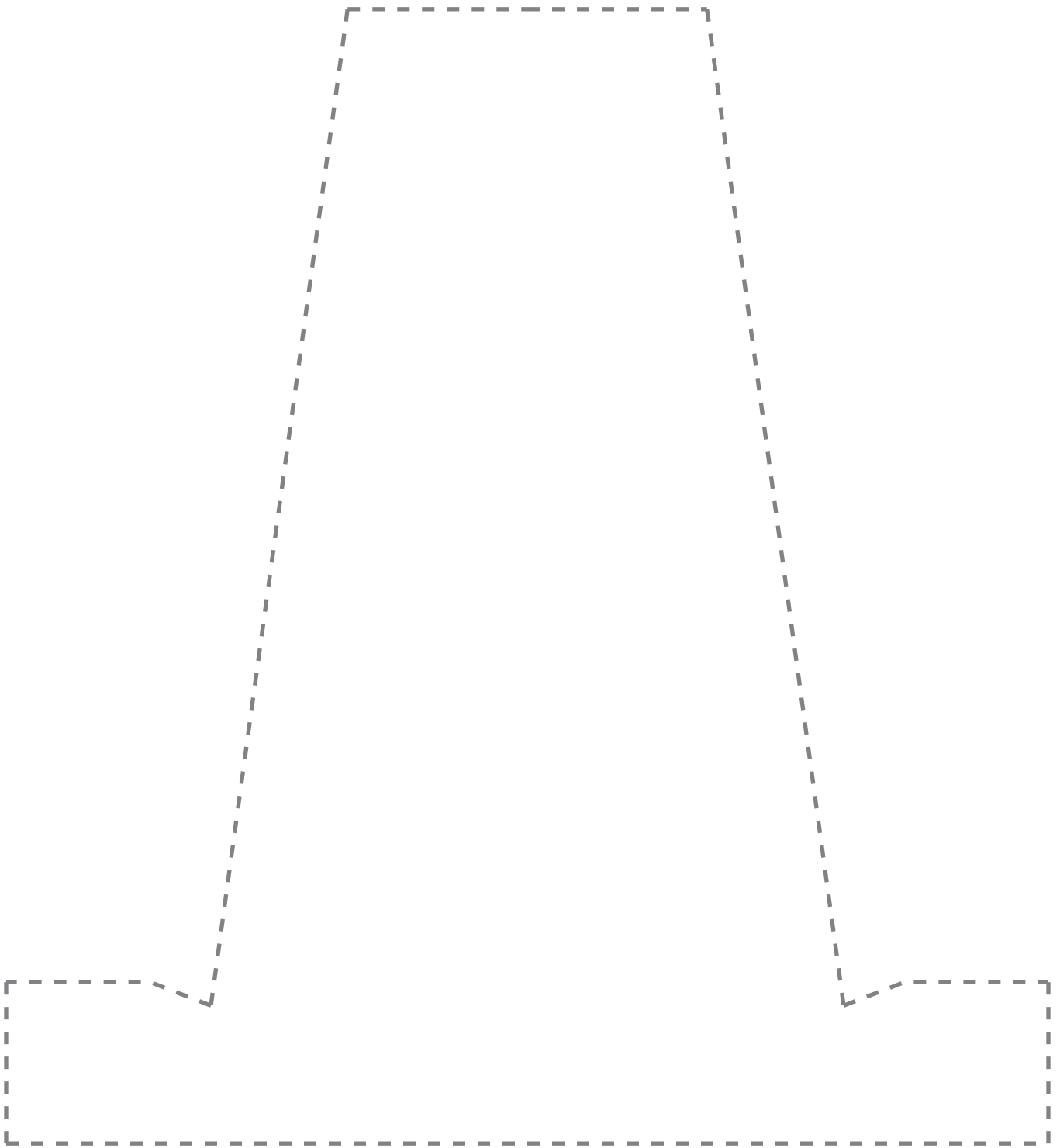
Tunnel View is one of the most photographed vistas in the world and is a must stop for all visitors to Yosemite National Park. From this incredible viewpoint you can see iconic spots such as El Capitan, Half Dome, and Bridalveil Fall among many other of Yosemite's treasures.

CREATE YOUR OWN SCENE



Use the coloring pages to play with the Welcoming Committee in their natural habitat!

TRADING CARD / INFO CARD STANDS



COLORING PAGE STAND




MR. MEAD



- Step 1:** Print onto thick paper, or print onto regular paper and glue to card for more support.
- Step 2:** Cut out the animal
- Step 3:** Poke holes on the dots
- Step 4:** Attach arms with paper fasteners (brads)
- Step 5:** Enjoy





HONEY



- Step 1:** Print onto thick paper, or print onto regular paper and glue to card for more support.
- Step 2:** Cut out the animal
- Step 3:** Poke holes on the dots
- Step 4:** Attach arms with paper fasteners (brads)
- Step 5:** Enjoy



NUGGET



- Step 1:** Print onto thick paper, or print onto regular paper and glue to card for more support.
- Step 2:** Cut out the animal
- Step 3:** Poke holes on the dots
- Step 4:** Attach arms with paper fasteners (brads)
- Step 5:** Enjoy





SIERRA



- Step 1:** Print onto thick paper, or print onto regular paper and glue to card for more support.
- Step 2:** Cut out the animal
- Step 3:** Poke holes on the dots
- Step 4:** Attach arms with paper fasteners (brads)
- Step 5:** Enjoy



ART E. FOX



- Step 1:** Print onto thick paper, or print onto regular paper and glue to card for more support.
- Step 2:** Cut out the animal
- Step 3:** Poke holes on the dots
- Step 4:** Attach arms with paper fasteners (brads)
- Step 5:** Enjoy





BLAKE



- Step 1:** Print onto thick paper, or print onto regular paper and glue to card for more support.
- Step 2:** Cut out the animal
- Step 3:** Poke holes on the dots
- Step 4:** Attach arms with paper fasteners (brads)
- Step 5:** Enjoy





RICKY



- Step 1:** Print onto thick paper, or print onto regular paper and glue to card for more support.
- Step 2:** Cut out the animal
- Step 3:** Poke holes on the dots
- Step 4:** Attach arms with paper fasteners (brads)
- Step 5:** Enjoy





GALEN



- Step 1:** Print onto thick paper, or print onto regular paper and glue to card for more support.
- Step 2:** Cut out the animal
- Step 3:** Poke holes on the dots
- Step 4:** Attach arms with paper fasteners (brads)
- Step 5:** Enjoy



SANDY



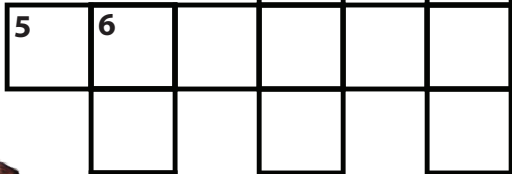
- Step 1:** Print onto thick paper, or print onto regular paper and glue to card for more support.
- Step 2:** Cut out the animal
- Step 3:** Poke holes on the dots
- Step 4:** Attach arms with paper fasteners (brads)
- Step 5:** Enjoy



VISIT YOSEMITE MADERA COUNTY

WELCOMING COMMITTEE CROSSWORD PUZZLE

Name the Welcoming Committee member that is associated with each clue.



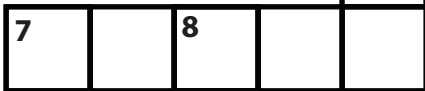
CLUES

ACROSS

- 2. Black Bear
- 4. Art Center
- 5. Saber-tooth Cat
- 7. Honey

DOWN

- 1. Mariposa Grove
- 2. Tunnel View
- 3. Bass Lake
- 6. Sugar Pine Railroad
- 8. Tarantula



VISIT YOSEMITE MADERA COUNTY

WELCOMING COMMITTEE QUIZ - WHERE DO WE LIVE? -



GALEN



MR. MEAD



SIERRA



ART E. FOX



RICKY



BLAKE



NUGGET



SANDY



HONEY

1 - Who lives at the Yosemite Mountain Sugar Pine Railroad?

BLAKE

MR. MEAD

RICKY

2 - What kind of animal is Blake that can be seen fishing at Bass Lake?

TARANTULA

BALD EAGLE

SQUIRREL

3 - Where can you find Sierra?

OAKURST VISITOR CENTER

BASS LAKE

FOSSIL DISCOVERY CENTER

4 - Galen lives here:

BASS LAKE

MADERA WINE TRAIL

MARIPOSA GROVE OF GIANT SEQUOIAS

5 - Who can you find along the Madera Wine Trail?

BLAKE

HONEY

SANDY

6 - Who is the oldest animal in the Welcoming Committee?

GALEN

MR. MEAD

HONEY

7 - You can see Sandy here...

MADERA WINE TRAIL

TUNNEL VIEW

YOSEMITE MOUNTAIN SUGAR PINE RAILROAD

8 - Who's the sly one who loves to paint?

BLAKE

ART E. FOX

SIERRA

9 - Who has a yearly "hairy leg" festival?

RICKY

SIERRA

NUGGET

VISIT YOSEMITE MADERA COUNTY

WELCOMING COMMITTEE WORD SEARCH

K X P L R B G O N L D O N Q S F I H C T F S
 O E M S C E A R E U C L H O X C D Q K I L G
 B N I R P A Z R E H G M O A D W W A C L O X
 M O F F N R R R Z A Y G N G V O B N A H O I
 R O T A N I L L O P T P E Q E W L F C F C I
 S C Q Z U A Q T E T T H Y T L S R I D F A A
 I C M Q H T T L S B C Y O B J E R E M Z I T
 E A S Z R R G F L B K E L R T S R A V S S W
 R R L C I A W P I V L A P A N I A V O E D O
 R Q I L E Y S B S D K A W S P E H N R C A S
 A L E D V H H Q S E Y S C C O O D O D N E C
 R S L G A L E N O Q Y T O K N R F O Q Y M X
 G A O W B H N A F G B R N E C L P X W A R O
 B A S S L A K E Z E H Y Y U A T B O B L M A
 A L L I H C W O H C A B O N O K E F Z X Q K
 D X Y M S F B X P P E G O S C C A E J P F H
 R I C K Y F M A Q E G I F K E D A T C A O U
 G K R C H X I D L R T S T E A M T R A I N R
 N A T I O N A L P A R K Z K Q W I A E U A S
 L B G H T S S J N A L U T N A R A T D D H T
 W S Y E A D A V E N A R R E I S A O E K A S
 D G R W I N E T R A I L P F H J C E K A L M

WORD LIST:


Art E. Fox	Nugget
Bald Eagle	Oakhurst
Bass Lake	Painter
Black Bear	Pollinator
Blake	Prospector
Chowchilla	Raccoon
Coarsegold	Red Fox
Fossils to Falls	Ricky
Galen	Sandy
Great Horned Owl	Sierra
Honey	Sierra Nevada
Honey Bee	Smilodon
Lake	Squirrel
Madera County	Steam Train
Mr. Mead	Tarantula
National Forest	Wine Trail
National Park	Yosemite





Cut out mask and
tape/stick to a
popsicle stick or
attach string.
Enjoy!

MR. MEAD



HONEY

Cut out mask and tape/
stick to a popsicle stick or
attach string. Enjoy!



Cut out mask and tape/
stick to a popsicle stick or
attach string. Enjoy!

NUGGET



Cut out mask and tape/
stick to a popsicle stick or
attach string. Enjoy!

SIERRA




Cut out mask and tape/
stick to a popsicle stick or
attach string. Enjoy!

ART E.



BLAKE

Cut out mask and
tape/stick to a
popsicle stick or
attach string.
Enjoy!



Cut out mask and tape/
stick to a popsicle stick or
attach string. Enjoy!

RICKY



Cut out mask and tape/
stick to a popsicle stick or
attach string. Enjoy!

GALEN



Cut out mask and tape/
stick to a popsicle stick or
attach string. Enjoy!

SANDY